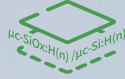


HJT G10 Series 430-450W

108-cell Bifacial HJT Half Cell
Double-glass Solar Module



HJT 2.0 Technology

Combining gettering process and single-side $\mu\text{c-Si}$ technology to ensure higher cell efficiency and higher module power.



-0.26%/C Pmax temperature coefficient

More stable power generation performance and even better in hot climate.



SMBB design with Half-Cut Technology

Shorter current transmission distance, less resistive loss and higher cell efficiency.



Up to 90% Bifaciality

Natural symmetrical bifacial structure bringing more energy yield from the backside.



Sealing with PIB based sealant

Stronger water resistance, greater air impermeability to extend module lifespan.



Higher reliability

Industrial leading product and performance warranty, ensuring modules' consistent outstanding performance.



Suitable for Utility project

Lower BOS cost, lower LCOE.

Power up to
450W

WARRANTY

Product
Warranty **30** years

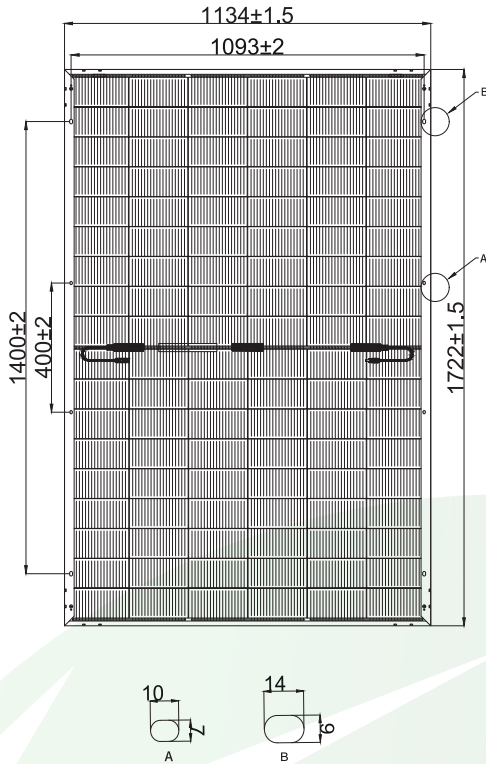
Linear
Power
Warranty **30** years



HJT G10 Series 430-450W 108-cell Bifacial HJT Half Cell Module

Engineering Drawings

Unit: mm



Electrical Characteristics (STC*)

THS-D54HND	430W	435W	440W	445W	450W
Maximum Power (Pmax)	430W	435W	440W	445W	450W
Module Efficiency (%)	22.02%	22.28%	22.53%	22.79%	23.04%
Optimum Operating Voltage(Vmp)	34.60V	34.86V	35.12V	35.38V	35.63V
Optimum Operating Current (Imp)	12.43A	12.48A	12.53A	12.58A	12.63A
Open Circuit Voltage (Voc)	41.37V	41.64V	41.91V	42.18V	42.44V
Short Circuit Current (Isc)	12.95A	13.00A	13.05A	13.10A	13.15A
Operating Module Temperature	-40 to +85°C				
Maximum System Voltage	DC1500V (IEC)				
Maximum Series Fuse	25A				
Power Tolerance	0~+5W				
Bifaciality	90%±5%				

*STC: Irradiance 1000 W/m², cell temperature 25°C, AM=1.5. Tolerance of Pmax is within +/- 3%.

BSTC*

	480W	485W	490W	495W	550W
Maximum Power (Pmax)	480W	485W	490W	495W	550W
Optimum Operating Voltage(Vmp)	34.60V	34.86V	35.12V	35.38V	35.63V
Optimum Operating Current (Imp)	13.88A	13.92A	13.96A	14.00A	14.04A
Open Circuit Voltage (Voc)	41.37V	41.64V	41.91V	42.18V	42.44V
Short Circuit Current (Isc)	14.46A	14.49A	14.53A	14.57A	14.61A

**BSTC: Front side irradiation 1000W/m², back side reflection irradiation 135W/m², AM=1.5, ambient temperature 25°C.

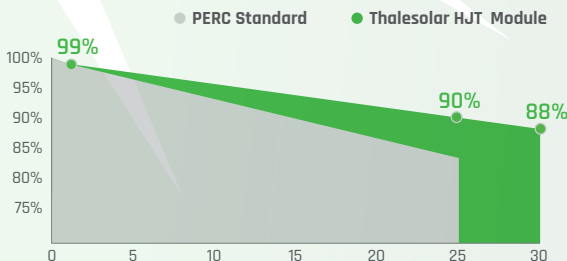
Temperature Characteristics

Nominal Operating Cell Temp.(NOCT)	44°C ± 2°C
Temperature Coefficient of Pmax	-0.26%/°C
Temperature Coefficient of Voc	-0.24%/°C
Temperature Coefficient of Isc	0.04%/°C

Safety & Warranty

Safety Class	Class II
Product Warranty	30 yrs Workmanship
Performance Warranty	30 yrs Linear Warranty*

*Less than 1% attenuation in the 1st year, the annual attenuation from the 2nd year is no more than 0.375%, and the power is no less than 88% until the 30th year.



*Refer to Thalesolar standard warranty for details

Mechanical Characteristics

Cell Type	HJT Mono 182X91.75mm
Cell Connection	108(6X18)
Module Dimension	1722X1134X30mm
Weight	26kg/22kg
Junction Box	IP68
Output Cable	4mm ² , 1200mm in length, length can be customized/UV resistant
Connectors Type	MC4 original/MC4 compatible
Frame	Anodised aluminum alloy(Black)
Encapsulant	PDE/EPE
Front Load	5400Pa
Rear Load	2400Pa
Glass Thickness	Double solar glass 2.0mm/1.6mm

Shipping Configurations

Container Type	HC
Container Size	40'
Pallets Per Container	26
Modules Per Pallet (pcs)	36
Modules Per Container (pcs)	936